

Texas Quarterly Housing Report

Statewide
Third quarter 2022



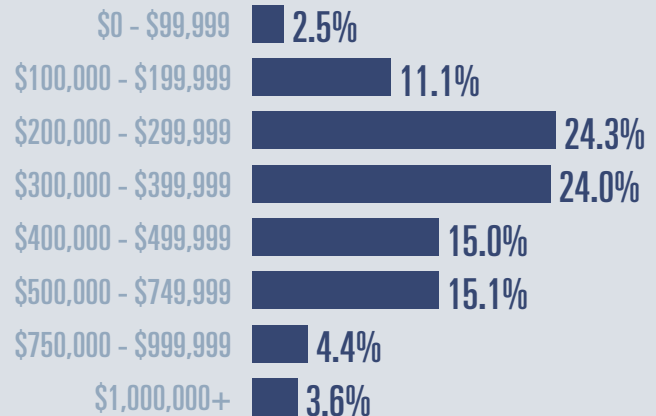
Median price

\$345,000

Up **11.3%**

Compared to same quarter last year

Price Distribution



Active listings

Up **61.4%**

90,198 in 2022 Q3



Closed sales

Down **14.8%**

97,711 in 2022 Q3



Days on market

Days on market 31

Days to close 39

Total 70

4 days more than 2021 Q3



Months of inventory

2.7

Compared to 1.6 in 2021 Q3

About the data used in this report

Data used in this report come from the Texas REALTOR® Data Relevance Project, a partnership among the Texas Association of REALTORS® and local REALTOR® associations throughout the state. Analysis is provided through a research agreement with the Real Estate Center at Texas A&M University.

Texas Quarterly Housing Report

Abilene MSA
Third quarter 2022




Median price

\$245,000

Up **16.7%**

Compared to same quarter last year

Price Distribution



Active listings

Up **62%**

609 in 2022 Q3



Closed sales

Down **5.1%**

741 in 2022 Q3



Days on market

Days on market 27

Days to close 40

Total 67

3 days more than 2021 Q3



Months of inventory

2.7

Compared to 1.6 in 2021 Q3

About the data used in this report

Data used in this report come from the Texas REALTOR® Data Relevance Project, a partnership among the Texas Association of REALTORS® and local REALTOR® associations throughout the state. Analysis is provided through a research agreement with the Real Estate Center at Texas A&M University.

Texas Quarterly Housing Report

Amarillo MSA
Third quarter 2022




Median price

\$239,000

Up **6.6%**

Compared to same quarter last year

Price Distribution



Active listings

Up **24.7%**

500 in 2022 Q3



Closed sales

Down **23.9%**

904 in 2022 Q3



Days on market

Days on market 21

Days to close 34

Total 55

3 days less than 2021 Q3



Months of inventory

1.6

Compared to 1.2 in 2021 Q3

About the data used in this report

Data used in this report come from the Texas REALTOR® Data Relevance Project, a partnership among the Texas Association of REALTORS® and local REALTOR® associations throughout the state. Analysis is provided through a research agreement with the Real Estate Center at Texas A&M University.

Texas Quarterly Housing Report

Austin-Round Rock MSA
Third quarter 2022



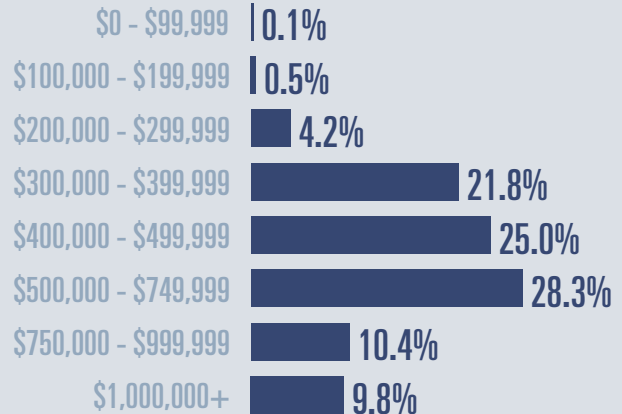
Median price

\$492,500

Up **6.8%**

Compared to same quarter last year

Price Distribution



Active listings

Up **162.4%**

9,671 in 2022 Q3



Closed sales

Down **23.7%**

8,731 in 2022 Q3



Days on market

Days on market 32

Days to close 58

Total 90

31 days more than 2021 Q3



Months of inventory

3.1

Compared to 1.0 in 2021 Q3

About the data used in this report

Data used in this report come from the Texas REALTOR® Data Relevance Project, a partnership among the Texas Association of REALTORS® and local REALTOR® associations throughout the state. Analysis is provided through a research agreement with the Real Estate Center at Texas A&M University.

Texas Quarterly Housing Report

Beaumont-Port Arthur MSA
Third quarter 2022




Median price

\$218,000

Up **9.3%**

Compared to same quarter last year

Price Distribution



Active listings

Up **45.3%**

1,334 in 2022 Q3



Closed sales

Down **10.1%**

1,105 in 2022 Q3



Days on market

Days on market 37

Days to close 40

Total 77

1 day less than 2021 Q3



Months of inventory

3.5

Compared to 2.5 in 2021 Q3

About the data used in this report

Data used in this report come from the Texas REALTOR® Data Relevance Project, a partnership among the Texas Association of REALTORS® and local REALTOR® associations throughout the state. Analysis is provided through a research agreement with the Real Estate Center at Texas A&M University.

Texas Quarterly Housing Report

Brownsville-Harlingen MSA
Third quarter 2022



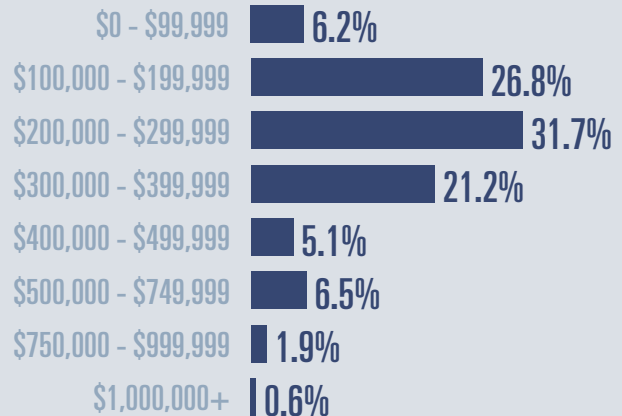
Median price

\$250,000

Up **8.8%**

Compared to same quarter last year

Price Distribution



Active listings

Up **57.3%**

763 in 2022 Q3



Closed sales

Down **13.5%**

664 in 2022 Q3



Days on market

Days on market 50

Days to close 24

Total 74

9 days less than 2021 Q3



Months of inventory

3.2

Compared to 1.8 in 2021 Q3

About the data used in this report

Data used in this report come from the Texas REALTOR® Data Relevance Project, a partnership among the Texas Association of REALTORS® and local REALTOR® associations throughout the state. Analysis is provided through a research agreement with the Real Estate Center at Texas A&M University.

Texas Quarterly Housing Report

College Station-Bryan MSA
Third quarter 2022




Median price

\$290,880

Up **11.9%**

Compared to same quarter last year

Price Distribution



Active listings

Up **74.7%**

800 in 2022 Q3



Closed sales

Down **12.2%**

1,004 in 2022 Q3



Days on market

Days on market 28

Days to close 43

Total 71

7 days less than 2021 Q3



Months of inventory

2.4

Compared to 1.3 in 2021 Q3

About the data used in this report

Data used in this report come from the Texas REALTOR® Data Relevance Project, a partnership among the Texas Association of REALTORS® and local REALTOR® associations throughout the state. Analysis is provided through a research agreement with the Real Estate Center at Texas A&M University.

Texas Quarterly Housing Report

Corpus Christi MSA
Third quarter 2022



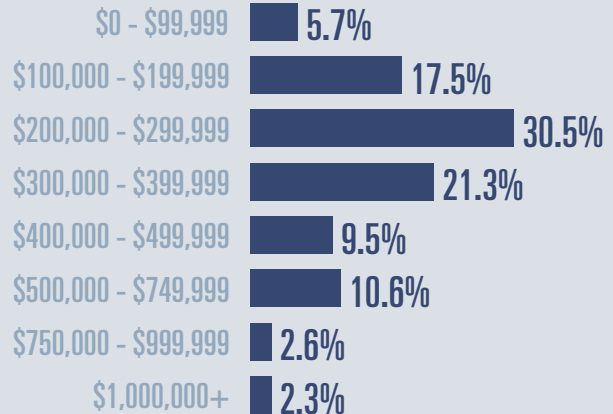
Median price

\$285,000

Up **9.7%**

Compared to same quarter last year

Price Distribution



Active listings

Up **35.8%**

1,769 in 2022 Q3



Closed sales

Down **15.1%**

1,662 in 2022 Q3



Days on market

Days on market 41

Days to close 35

Total 76

3 days less than 2021 Q3



Months of inventory

3.1

Compared to 2.1 in 2021 Q3

About the data used in this report

Data used in this report come from the Texas REALTOR® Data Relevance Project, a partnership among the Texas Association of REALTORS® and local REALTOR® associations throughout the state. Analysis is provided through a research agreement with the Real Estate Center at Texas A&M University.

Texas Quarterly Housing Report

Dallas-Fort Worth-Arlington MSA

Third quarter 2022



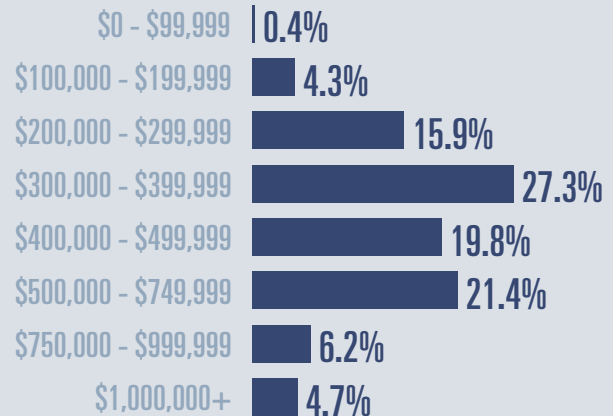
Median price

\$406,000

Up **14.4%**

Compared to same quarter last year

Price Distribution



Active listings

Up **68.4%**

20,361 in 2022 Q3



Closed sales

Down **14.3%**

26,564 in 2022 Q3



Days on market

Days on market 26

Days to close 33

Total 59

4 days more than 2021 Q3



Months of inventory

2.3

Compared to 1.3 in 2021 Q3

About the data used in this report

Data used in this report come from the Texas REALTOR® Data Relevance Project, a partnership among the Texas Association of REALTORS® and local REALTOR® associations throughout the state. Analysis is provided through a research agreement with the Real Estate Center at Texas A&M University.

Texas Quarterly Housing Report

El Paso MSA
Third quarter 2022



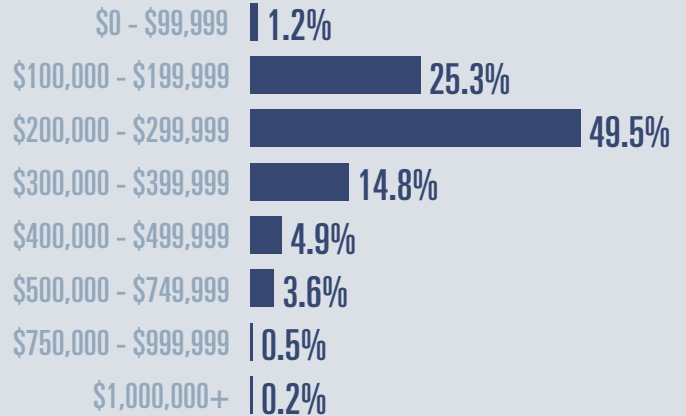
Median price

\$240,450

Up **15.6%**

Compared to same quarter last year

Price Distribution



Active listings

Up **45%**

1,691 in 2022 Q3



Closed sales

Down **9.7%**

2,494 in 2022 Q3



Days on market

Days on market 46

Days to close 52

Total 98

5 days more than 2021 Q3



Months of inventory

2.0

Compared to 1.3 in 2021 Q3

About the data used in this report

Data used in this report come from the Texas REALTOR® Data Relevance Project, a partnership among the Texas Association of REALTORS® and local REALTOR® associations throughout the state. Analysis is provided through a research agreement with the Real Estate Center at Texas A&M University.

Texas Quarterly Housing Report

Houston-The Woodlands-Sugar Land MSA
Third quarter 2022



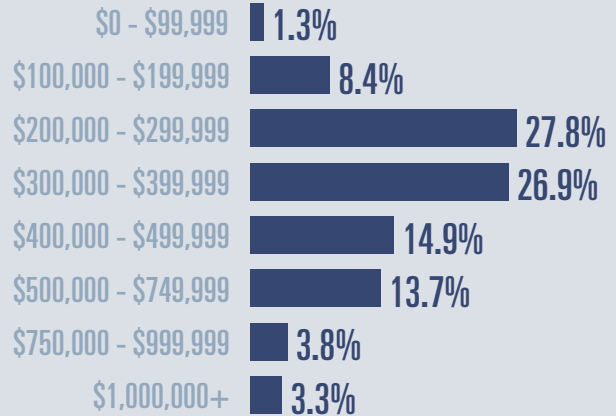
Median price

\$341,000

Up **11.8%**

Compared to same quarter last year

Price Distribution



Active listings

Up **42.5%**

22,823 in 2022 Q3



Closed sales

Down **18.7%**

24,787 in 2022 Q3



Days on market

Days on market 31

Days to close 37

Total 68

1 day more than 2021 Q3



Months of inventory

2.6

Compared to 1.7 in 2021 Q3

About the data used in this report

Data used in this report come from the Texas REALTOR® Data Relevance Project, a partnership among the Texas Association of REALTORS® and local REALTOR® associations throughout the state. Analysis is provided through a research agreement with the Real Estate Center at Texas A&M University.



TEXAS A&M UNIVERSITY
Texas Real Estate Research Center



© 2022 Houston Realtors Information Service, Inc. - Certain information contained herein is derived from information which is the licensed property of, and copyrighted by, Houston Realtors Information Service, Inc.

Texas Quarterly Housing Report

Killeen-Temple MSA
Third quarter 2022



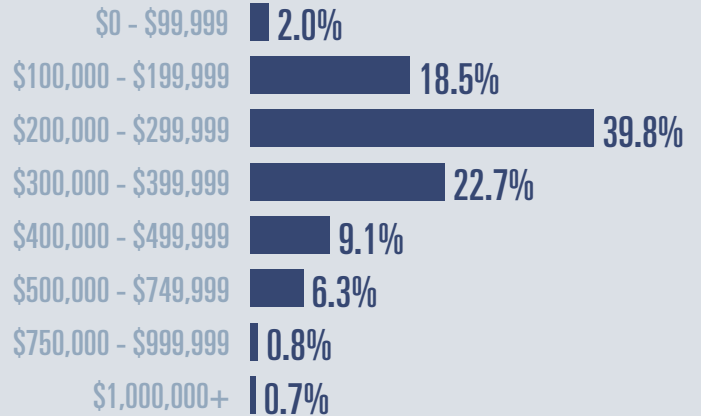
Median price

\$275,000

Up **17%**

Compared to same quarter last year

Price Distribution



Active listings

Up **166.5%**

1,378 in 2022 Q3



Closed sales

Down **13.9%**

2,238 in 2022 Q3



Days on market

Days on market 25

Days to close 36

Total 61

Unchanged from 2021 Q3



Months of inventory

1.9

Compared to 0.7 in 2021 Q3

About the data used in this report

Data used in this report come from the Texas REALTOR® Data Relevance Project, a partnership among the Texas Association of REALTORS® and local REALTOR® associations throughout the state. Analysis is provided through a research agreement with the Real Estate Center at Texas A&M University.

Texas Quarterly Housing Report

Laredo MSA
Third quarter 2022



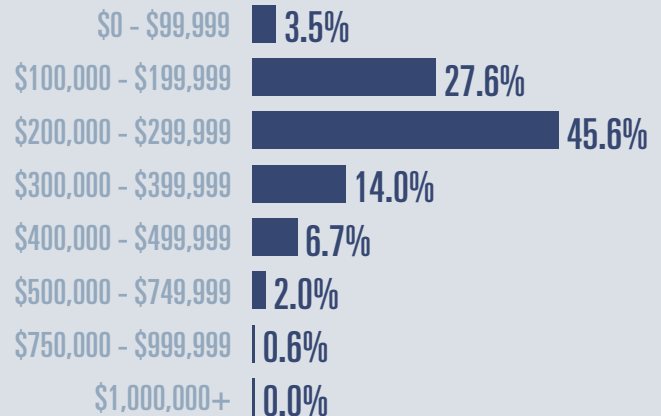
Median price

\$227,425

Up **8.3%**

Compared to same quarter last year

Price Distribution



Active listings

Up **34.2%**

322 in 2022 Q3



Closed sales

Down **10.3%**

350 in 2022 Q3



Days on market

Days on market 30

Days to close 45

Total 75

14 days less than 2021 Q3



Months of inventory

2.7

Compared to 1.9 in 2021 Q3

About the data used in this report

Data used in this report come from the Texas REALTOR® Data Relevance Project, a partnership among the Texas Association of REALTORS® and local REALTOR® associations throughout the state. Analysis is provided through a research agreement with the Real Estate Center at Texas A&M University.

Texas Quarterly Housing Report

Longview MSA
Third quarter 2022



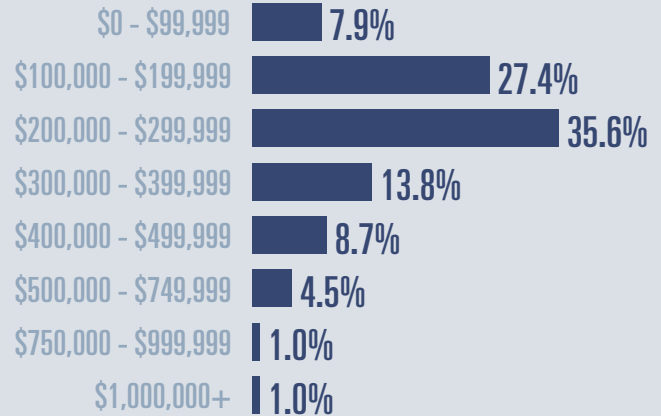
Median price

\$236,500

Up **10%**

Compared to same quarter last year

Price Distribution



Active listings

Up **24.7%**

586 in 2022 Q3



Closed sales

Down **9.5%**

611 in 2022 Q3



Days on market

Days on market 22

Days to close 39

Total 61

17 days less than 2021 Q3



Months of inventory

2.8

Compared to 2.3 in 2021 Q3

About the data used in this report

Data used in this report come from the Texas REALTOR® Data Relevance Project, a partnership among the Texas Association of REALTORS® and local REALTOR® associations throughout the state. Analysis is provided through a research agreement with the Real Estate Center at Texas A&M University.

Texas Quarterly Housing Report

Lubbock MSA
Third quarter 2022



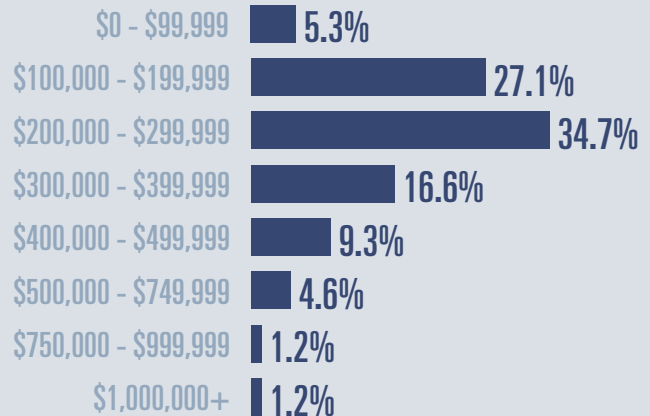
Median price

\$245,000

Up **11.9%**

Compared to same quarter last year

Price Distribution



Active listings

Up **52.2%**

907 in 2022 Q3



Closed sales

Down **13.6%**

1,333 in 2022 Q3



Days on market

Days on market 22

Days to close 33

Total 55

1 day less than 2021 Q3



Months of inventory

2.1

Compared to 1.3 in 2021 Q3

About the data used in this report

Data used in this report come from the Texas REALTOR® Data Relevance Project, a partnership among the Texas Association of REALTORS® and local REALTOR® associations throughout the state. Analysis is provided through a research agreement with the Real Estate Center at Texas A&M University.

Texas Quarterly Housing Report

McAllen-Edinburg-Mission MSA
Third quarter 2022



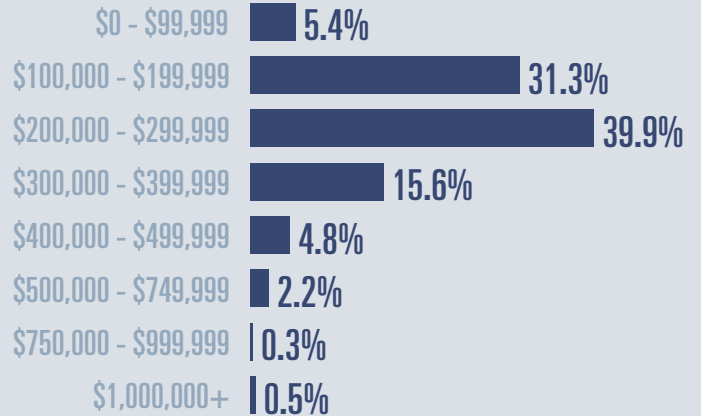
Median price

\$225,000

Up **12.5%**

Compared to same quarter last year

Price Distribution



Active listings

Up **61.5%**

1,331 in 2022 Q3



Closed sales

Down **8.5%**

1,045 in 2022 Q3



Days on market

Days on market 47

Days to close 31

Total 78

11 days less than 2021 Q3



Months of inventory

3.7

Compared to 2.3 in 2021 Q3

About the data used in this report

Data used in this report come from the Texas REALTOR® Data Relevance Project, a partnership among the Texas Association of REALTORS® and local REALTOR® associations throughout the state. Analysis is provided through a research agreement with the Real Estate Center at Texas A&M University.

Texas Quarterly Housing Report

Midland MSA
Third quarter 2022



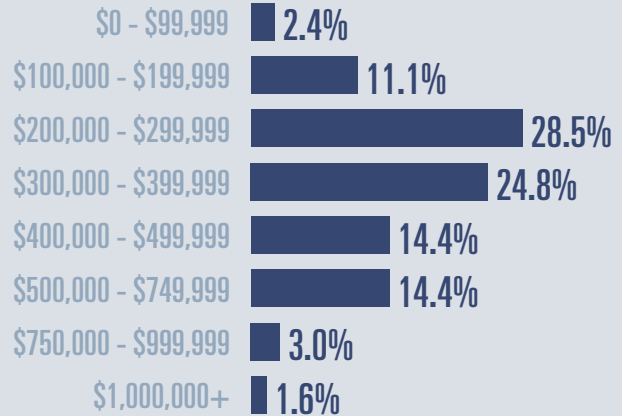
Median price

\$325,000

Up **4.8%**

Compared to same quarter last year

Price Distribution



Active listings

Up **1.2%**

754 in 2022 Q3



Closed sales

Down **6.9%**

782 in 2022 Q3



Days on market

Days on market 42

Days to close 37

Total 79

4 days less than 2021 Q3



Months of inventory

2.9

Compared to 3.0 in 2021 Q3

About the data used in this report

Data used in this report come from the Texas REALTOR® Data Relevance Project, a partnership among the Texas Association of REALTORS® and local REALTOR® associations throughout the state. Analysis is provided through a research agreement with the Real Estate Center at Texas A&M University.

Texas Quarterly Housing Report

Odessa MSA
Third quarter 2022



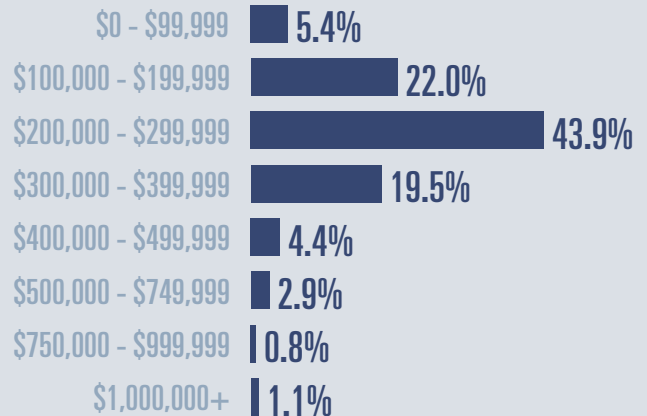
Median price

\$258,530

Up **14.9%**

Compared to same quarter last year

Price Distribution



Active listings

Up **9.7%**

578 in 2022 Q3



Closed sales

Up **2.5%**

496 in 2022 Q3



Days on market

Days on market 42

Days to close 35

Total 77

15 days less than 2021 Q3



Months of inventory

3.6

Compared to 3.6 in 2021 Q3

About the data used in this report

Data used in this report come from the Texas REALTOR® Data Relevance Project, a partnership among the Texas Association of REALTORS® and local REALTOR® associations throughout the state. Analysis is provided through a research agreement with the Real Estate Center at Texas A&M University.

Texas Quarterly Housing Report

San Angelo MSA
Third quarter 2022



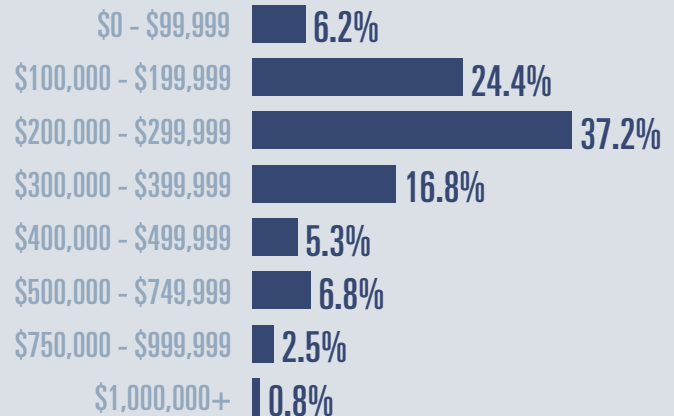
Median price

\$252,500

Up **11.3%**

Compared to same quarter last year

Price Distribution



Active listings

Up **68.8%**

363 in 2022 Q3



Closed sales

Down **12.2%**

499 in 2022 Q3



Days on market

Days on market 29

Days to close 37

Total 66

7 days more than 2021 Q3



Months of inventory

2.3

Compared to 1.3 in 2021 Q3

About the data used in this report

Data used in this report come from the Texas REALTOR® Data Relevance Project, a partnership among the Texas Association of REALTORS® and local REALTOR® associations throughout the state. Analysis is provided through a research agreement with the Real Estate Center at Texas A&M University.

Texas Quarterly Housing Report

San Antonio-New Braunfels MSA

Third quarter 2022




Median price

\$325,857

Up **11.2%**

Compared to same quarter last year

Price Distribution



Active listings

Up **67.3%**

10,041 in 2022 Q3



Closed sales

Down **11.5%**

10,310 in 2022 Q3



Days on market

Days on market 34

Days to close 48

Total 82

13 days more than 2021 Q3



Months of inventory

3.0

Compared to 1.7 in 2021 Q3

About the data used in this report

Data used in this report come from the Texas REALTOR® Data Relevance Project, a partnership among the Texas Association of REALTORS® and local REALTOR® associations throughout the state. Analysis is provided through a research agreement with the Real Estate Center at Texas A&M University.

Texas Quarterly Housing Report

Sherman-Denison MSA
Third quarter 2022




Median price

\$295,000

Up **18.1%**

Compared to same quarter last year

Price Distribution



Active listings

Up **91.8%**

721 in 2022 Q3



Closed sales

Up **3.4%**

699 in 2022 Q3



Days on market

Days on market 32

Days to close 39

Total 71

9 days more than 2021 Q3



Months of inventory

3.3

Compared to 1.9 in 2021 Q3

About the data used in this report

Data used in this report come from the Texas REALTOR® Data Relevance Project, a partnership among the Texas Association of REALTORS® and local REALTOR® associations throughout the state. Analysis is provided through a research agreement with the Real Estate Center at Texas A&M University.

Texas Quarterly Housing Report

Texarkana MSA
Third quarter 2022



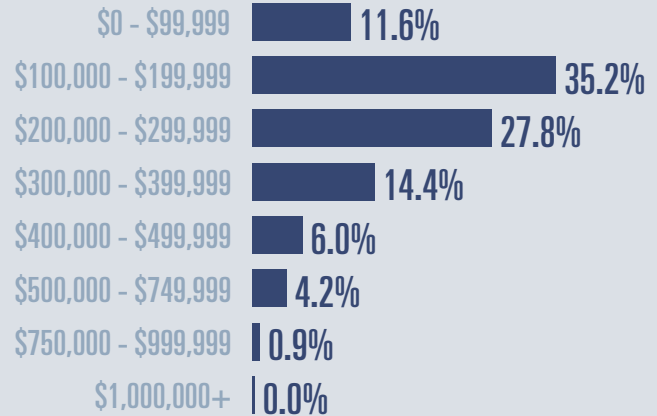
Median price

\$211,000

Up **9.9%**

Compared to same quarter last year

Price Distribution



Active listings

Up **66.9%**

262 in 2022 Q3



Closed sales

Down **8%**

218 in 2022 Q3



Days on market

Days on market 39

Days to close 37

Total 76

8 days less than 2021 Q3



Months of inventory

3.6

Compared to 2.3 in 2021 Q3

About the data used in this report

Data used in this report come from the Texas REALTOR® Data Relevance Project, a partnership among the Texas Association of REALTORS® and local REALTOR® associations throughout the state. Analysis is provided through a research agreement with the Real Estate Center at Texas A&M University.

Texas Quarterly Housing Report

Tyler MSA
Third quarter 2022




Median price

\$317,500

Up **17.7%**

Compared to same quarter last year

Price Distribution



Active listings

Up **39.2%**

660 in 2022 Q3



Closed sales

Down **4.5%**

924 in 2022 Q3



Days on market

Days on market 25

Days to close 39

Total 64

3 days less than 2021 Q3



Months of inventory

2.3

Compared to 1.6 in 2021 Q3

About the data used in this report

Data used in this report come from the Texas REALTOR® Data Relevance Project, a partnership among the Texas Association of REALTORS® and local REALTOR® associations throughout the state. Analysis is provided through a research agreement with the Real Estate Center at Texas A&M University.

Texas Quarterly Housing Report

Victoria MSA
Third quarter 2022



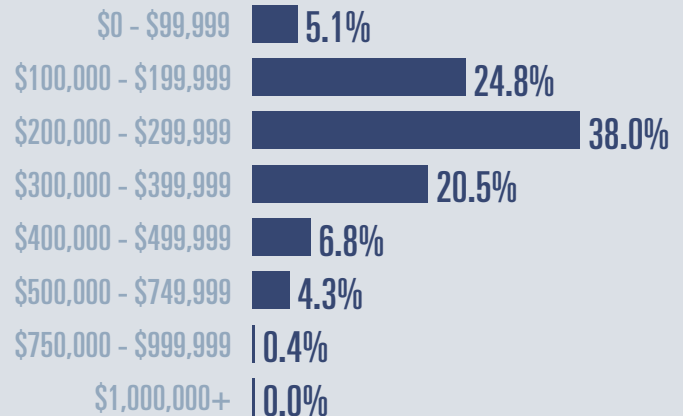
Median price

\$246,500

Up **11.3%**

Compared to same quarter last year

Price Distribution



Active listings

Up **17.6%**

221 in 2022 Q3



Closed sales

Down **21.2%**

234 in 2022 Q3



Days on market

Days on market 39

Days to close 24

Total 63

13 days less than 2021 Q3



Months of inventory

2.4

Compared to 2.1 in 2021 Q3

About the data used in this report

Data used in this report come from the Texas REALTOR® Data Relevance Project, a partnership among the Texas Association of REALTORS® and local REALTOR® associations throughout the state. Analysis is provided through a research agreement with the Real Estate Center at Texas A&M University.

Texas Quarterly Housing Report

Waco MSA
Third quarter 2022




Median price

\$275,000

Up **7.7%**

Compared to same quarter last year

Price Distribution



Active listings

Up **85.4%**

673 in 2022 Q3



Closed sales

Down **5.2%**

905 in 2022 Q3



Days on market

Days on market 24

Days to close 35

Total 59

1 day more than 2021 Q3



Months of inventory

2.2

Compared to 1.2 in 2021 Q3

About the data used in this report

Data used in this report come from the Texas REALTOR® Data Relevance Project, a partnership among the Texas Association of REALTORS® and local REALTOR® associations throughout the state. Analysis is provided through a research agreement with the Real Estate Center at Texas A&M University.

Texas Quarterly Housing Report

Wichita Falls MSA
Third quarter 2022



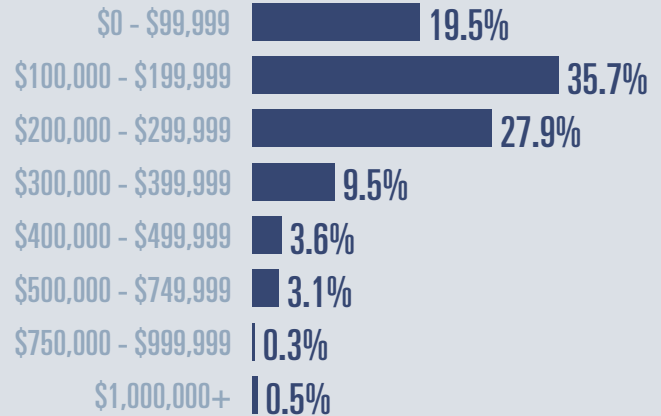
Median price

\$186,000

Up **9.9%**

Compared to same quarter last year

Price Distribution



Active listings

Up **48.1%**

419 in 2022 Q3



Closed sales

Down **8.9%**

595 in 2022 Q3



Days on market

Days on market 20

Days to close 33

Total 53

1 day less than 2021 Q3



Months of inventory

2.2

Compared to 1.5 in 2021 Q3

About the data used in this report

Data used in this report come from the Texas REALTOR® Data Relevance Project, a partnership among the Texas Association of REALTORS® and local REALTOR® associations throughout the state. Analysis is provided through a research agreement with the Real Estate Center at Texas A&M University.